

## 产品使用说明书

产品型号: BL200

### 安装步骤

**1**

走线孔范围:  
75mm-90mm

**2**

**3**

注意：穿线的方向和顺序

**4**

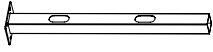
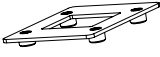
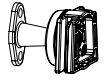


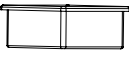

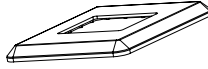







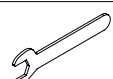
**5**

**6**

**7**

# 产品使用说明书

产品型号: BL200

标准配件			
序号	示图	规格	数量
A			1
B			1
C			2
D			2
E			2
F			1
G		M8*65	4
H			1
I			2
J		M8	4
K		M8	4
L		M4*12	8
M		M4	8
N		M5	1
O		M3	1
P		M8	1